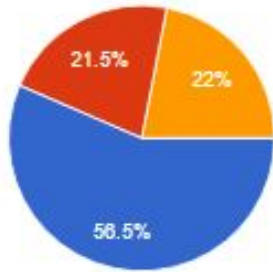
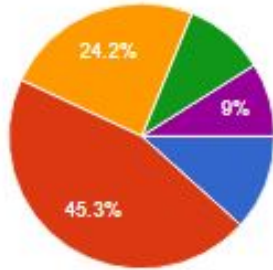


Should JSD 117 continue with a limited impact process in developing a final plan?



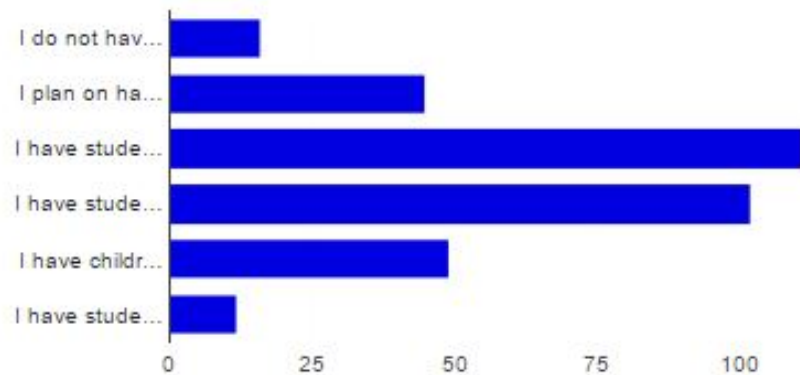
| | | |
|---|------------|-------|
| Yes | 126 | 56.5% |
| Undecided | 48 | 21.5% |
| No, undergo a larger scale, district wide process | 49 | 22% |

What is your age?



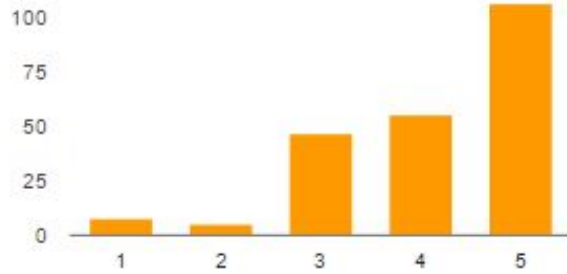
| | | |
|-------|------------|-------|
| 18-30 | 26 | 11.7% |
| 31-40 | 101 | 45.3% |
| 41-50 | 54 | 24.2% |
| 51-60 | 22 | 9.9% |
| 60+ | 20 | 9% |

What is the status of your children (Check all that apply)?



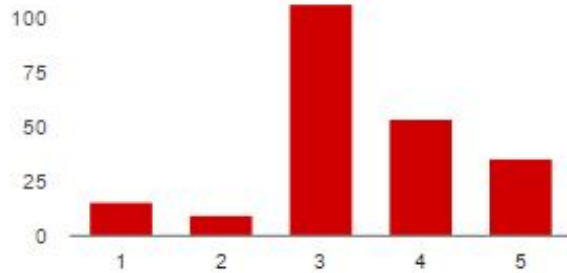
| | | |
|---|------------|-------|
| I do not have any children | 16 | 7.2% |
| I plan on having children attend JSD 117 in the future | 45 | 20.2% |
| I have student(s) attending JSD 117 in grades Pre-K - 3 | 111 | 49.8% |
| I have student(s) attending JSD 117 in grades 4 -12 | 102 | 45.7% |
| I have children who graduated from JSD 117 | 49 | 22% |
| I have student(s) attending private schools | 12 | 5.4% |

South Elementary: Morton Ave boundary



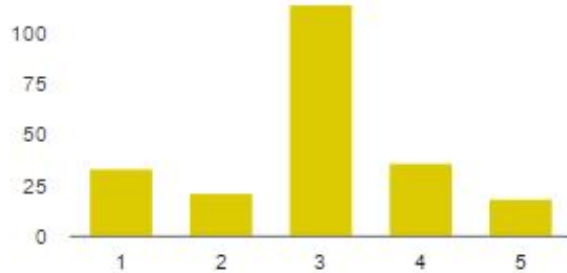
| | | |
|----------------------|------------|-------|
| Strongly Disagree: 1 | 8 | 3.6% |
| 2 | 5 | 2.2% |
| 3 | 47 | 21.1% |
| 4 | 56 | 25.1% |
| Strongly Agree: 5 | 107 | 48% |

Washington Elementary: State St and Hardin Ave boundary



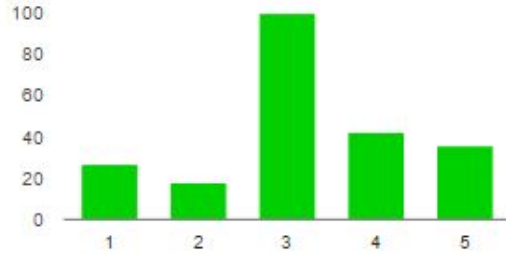
| | | |
|----------------------|------------|-------|
| Strongly Disagree: 1 | 16 | 7.2% |
| 2 | 10 | 4.5% |
| 3 | 107 | 48% |
| 4 | 54 | 24.2% |
| Strongly Agree: 5 | 36 | 16.1% |

Washington Elementary: Caldwell/Park boundary



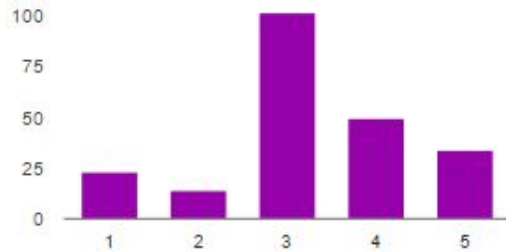
| | | |
|----------------------|------------|-------|
| Strongly Disagree: 1 | 33 | 14.8% |
| 2 | 21 | 9.4% |
| 3 | 114 | 51.1% |
| 4 | 36 | 16.1% |
| Strongly Agree: 5 | 19 | 8.5% |

Washington Elementary: Pine/Prospect/Gladstone boundary



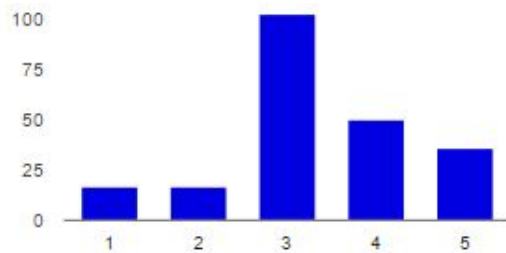
| | | |
|----------------------|------------|-------|
| Strongly Disagree: 1 | 27 | 12.1% |
| 2 | 18 | 8.1% |
| 3 | 100 | 44.8% |
| 4 | 42 | 18.8% |
| Strongly Agree: 5 | 36 | 16.1% |

Lincoln Elementary: Walnut scenario boundary



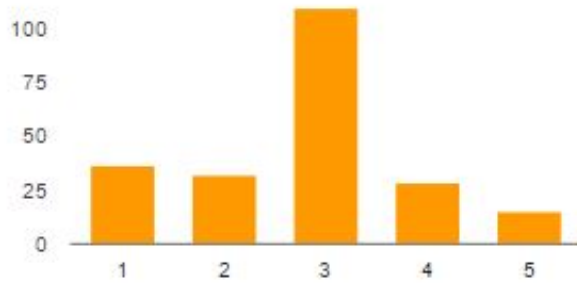
| | | |
|----------------------|------------|-------|
| Strongly Disagree: 1 | 23 | 10.3% |
| 2 | 14 | 6.3% |
| 3 | 102 | 45.7% |
| 4 | 50 | 22.4% |
| Strongly Agree: 5 | 34 | 15.2% |

Lincoln Elementary: Walnut/West scenario boundary



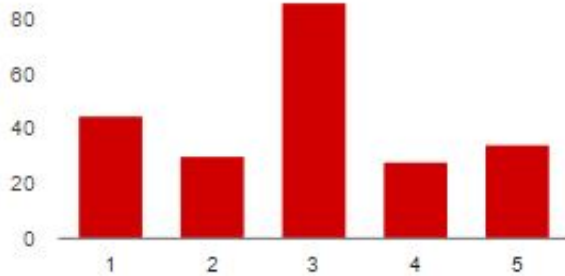
| | | |
|----------------------|------------|-------|
| Strongly Disagree: 1 | 17 | 7.6% |
| 2 | 17 | 7.6% |
| 3 | 103 | 46.2% |
| 4 | 50 | 22.4% |
| Strongly Agree: 5 | 36 | 16.1% |

Lincoln Elementary: East/West Extended scenario boundary



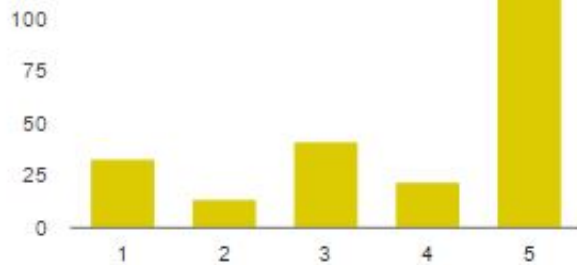
| | | |
|----------------------|------------|-------|
| Strongly Disagree: 1 | 37 | 16.6% |
| 2 | 32 | 14.3% |
| 3 | 110 | 49.3% |
| 4 | 29 | 13% |
| Strongly Agree: 5 | 15 | 6.7% |

North Elementary: North Extended scenario boundary



| | | |
|----------------------|----|-------|
| Strongly Disagree: 1 | 45 | 20.2% |
| 2 | 30 | 13.5% |
| 3 | 86 | 38.6% |
| 4 | 28 | 12.6% |
| Strongly Agree: 5 | 34 | 15.2% |

Hybrid Attendance Center Model



| | | |
|----------------------|------------|-------|
| Strongly Disagree: 1 | 33 | 14.8% |
| 2 | 14 | 6.3% |
| 3 | 41 | 18.4% |
| 4 | 22 | 9.9% |
| Strongly Agree: 5 | 113 | 50.7% |